

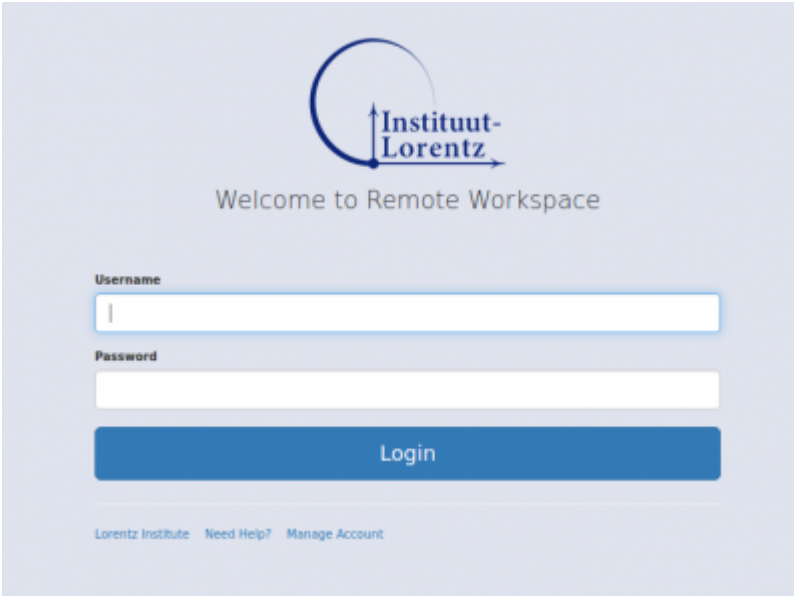
# Remote Workspace

The Lorentz Institute provides all of its users with access to a virtual workspace which emulates the Institute physical workstations and their custom software setup by means of only a web browser without the installation of plugins or extra software. The immediate advantages to the users are

Access to the Lorentz Institute workstation setup from the comfort of your laptop, wherever you are, and without VPN or SSH tunnels
Access to your documents/files at the Lorentz Institute from a web browser window without installing extra software
Access to intranet services as you were physically located in your office

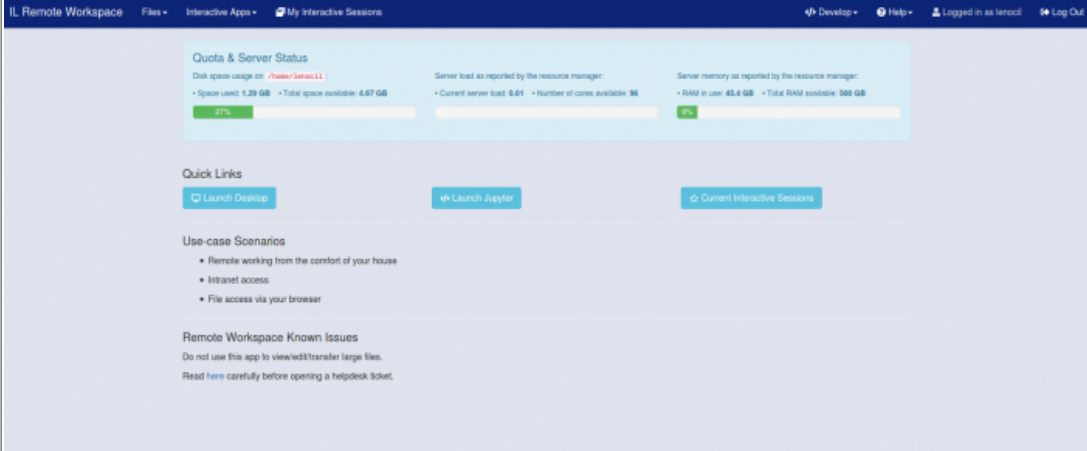
On this page you will find a short guide to get you started using IL Remote Workspace. The impatient can see these [example videos](#) (*accessible via intranet*).

## Login to Remote Workspace

Browse to <a href="https://remote.lorentz.leidenuniv.nl">https://remote.lorentz.leidenuniv.nl</a> <i>Any modern browser would do, but Firefox and Chrome are advised</i>	
Access by using your <a href="#">Lorentz Institute credentials</a> <i>Your username is the part preceding the @ symbol</i>	
Several failed login attempts will cause your IP to be banned <i>To unblock your IP address contact the <a href="#">helpdesk</a></i>	
The <u>only</u> bookmark that will work is <a href="https://remote.lorentz.leidenuniv.nl">https://remote.lorentz.leidenuniv.nl</a> <i>Other bookmarks will cause login errors</i>	

## Using Remote Workspace

### Dashboard

 <p>The screenshot shows the 'Remote Workspace' dashboard. At the top, there's a navigation bar with 'Files', 'Interactive Apps', and 'My Interactive Sessions'. Below this, a 'Quota &amp; Server Status' section displays three progress bars: 'Disk space usage on /rhassu/lenax11' at 37%, 'Server load as reported by the resource manager' at 6.01, and 'Server memory as reported by the resource manager' at 9%. Further down, 'Quick Links' include 'Launch Desktop', 'Launch Jupyter', and 'Current Interactive Sessions'. 'Use-case Scenarios' lists remote working, intranet access, and file access. 'Remote Workspace Known Issues' advises not to use the app for large files and provides a link to a helpdesk ticket.</p>	<p>Start/monitor/manage your remote sessions via the Dashboard View/edit/create/transfer files</p> <p>The system GUI <u>cannot</u> handle large files (max 1GB is advised)</p> <p>Quota information and server status Do not ignore quota warnings, because many applications rely on free home space to work correctly</p> <p>The server should be able to handle up to 20 concurrent remote sessions Each interactive session allocates 4 CPUs and 16 GB RAM to a user A user can only request 1 session per time</p>
--	---

Interactive Apps

Access Interactive Apps via the toolbar Interactive Apps menu or via the Quick links buttons in the Dashboard. Choices are

- Lorentz Institute Workstation
- Jupyter Notebook Workstations

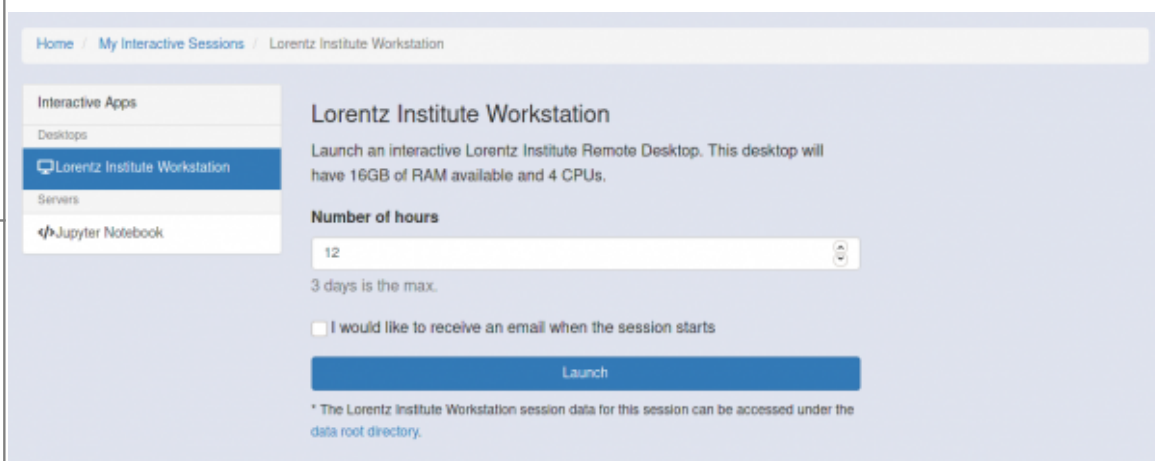
are preconfigured with several softwares

An interactive desktop or notebook (session) can last a max of 72 hours. Past that mark, it will be terminated.

Connects to an uninterminated (active) session is always possible even after logging out by clicking on My Interactive sessions toolbar menu.

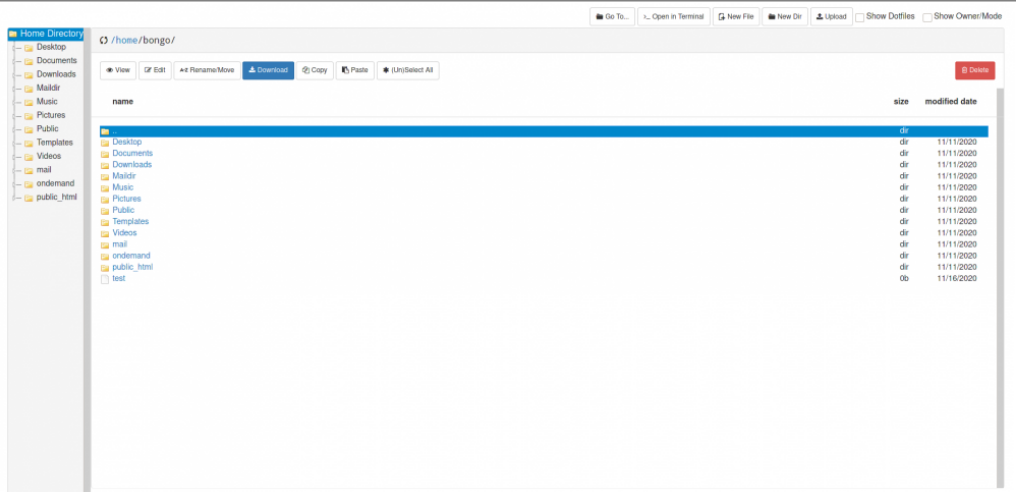
An interactive session tab reports

- session remaining time
- allocated resources
- link to debugging files



The Session ID button will open a file browser to the session files <i>Tune VNC compression and image quality for better experience</i>	
Active sessions can be terminated by clicking on the Delete button	

Files

Access your files by clicking on the Files dropdown menu on the toolbar <i>Different users have access to different file locations</i>	
Seamlessly manage files stored on the IL disks <i>Transfer files from/to your laptop using the browser</i> <i>No extra software or browser plugins needed</i>	
The GUI does <u>not</u> to work well with large files (max 1GB) <i>Transfer large files from/to using your favorite sftp client to <code>ssh.lorentz.leidenuniv.nl</code></i>	

From:  
<https://helpdesk.physics.leidenuniv.nl/wiki/> - Computer Documentation Wiki

Permanent link:  
[https://helpdesk.physics.leidenuniv.nl/wiki/doku.php?id=institute\\_lorentz:remote\\_workspace&rev=1605690071](https://helpdesk.physics.leidenuniv.nl/wiki/doku.php?id=institute_lorentz:remote_workspace&rev=1605690071)

Last update: 2020/11/18 09:01

