

Enroll in DUO

You have to enroll the two factor authentication (2FA) DUO.

The first step in this procedure is that you register yourself in the 2FA system called DUO. For this, login with your PHYSICS account on the WEB-mail, <http://webmail.physics.leidenuniv.nl>

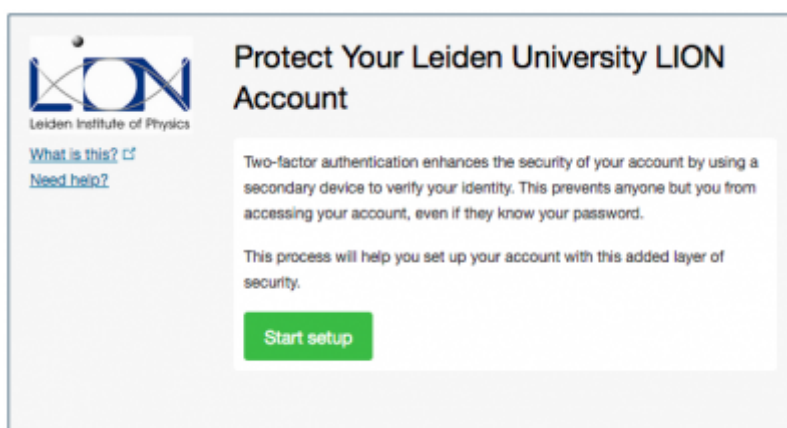
You will now be presented a setup procedure, as show and explained below. Just follow the instructions and you are all set for two factor authentication.

For the time being this will only work for the webmail in order to let you have some experience with the system.

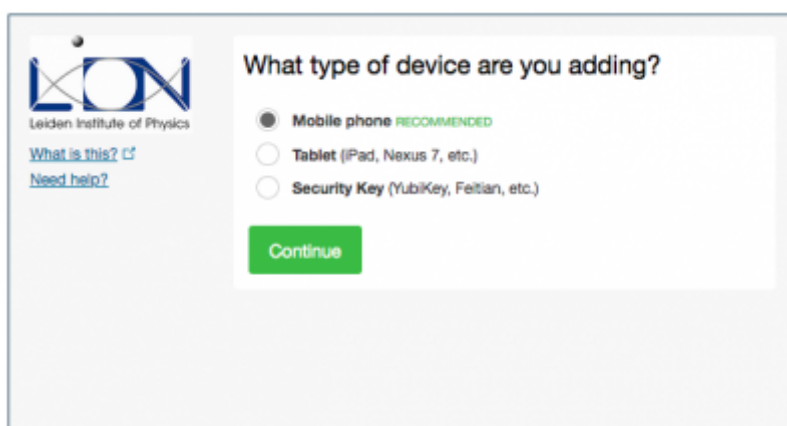
If you have any questions, contact: Helpdesk@Physics.LeidenUniv.nl

Setup Procedure

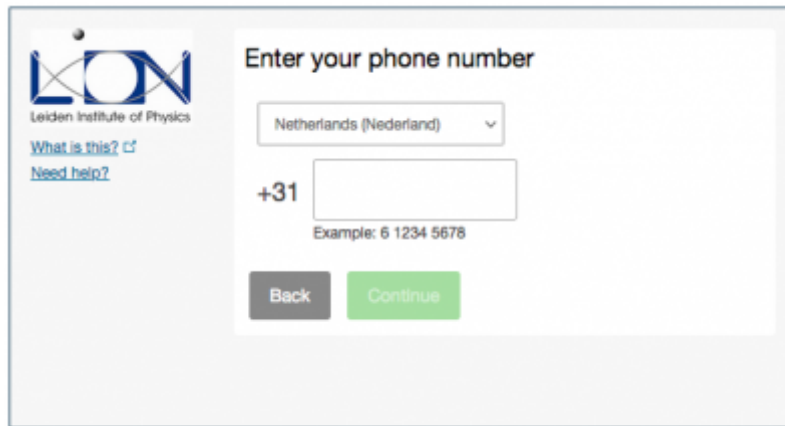
If you have never enrolled in DUO you will be presented a series of windows displayed below. The first window introduces you to the setup procedure.



Click 'Start setup' to continue to the actual setup.

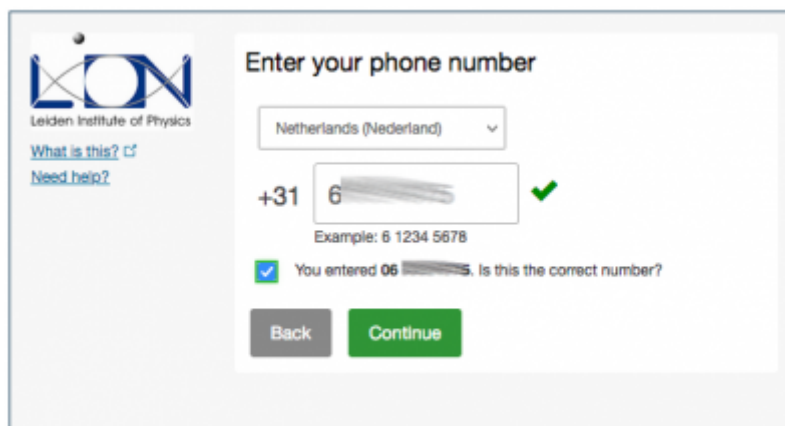


We will setup the most standard situation, where you have a smart phone on which you can install the DUO app. Note that if you own an old Android phone, you must be a version 8.0 or higher. If this is not the case, you will need to ask for a yubikey hardware device from the IT department.



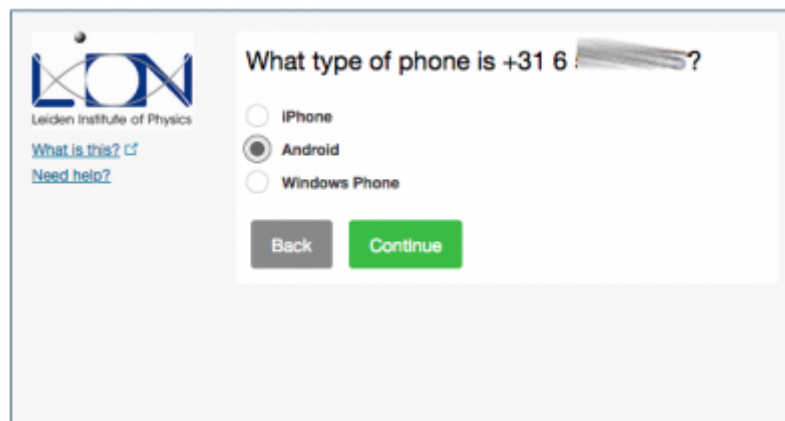
The screenshot shows the 'Enter your phone number' screen. On the left is the LION logo and the text 'Leiden Institute of Physics' with links 'What is this?' and 'Need help?'. The main area has a dropdown menu set to 'Netherlands (Nederland)'. Below it is a text input field with '+31' on the left and an empty box on the right. An example number '6 1234 5678' is shown below the input field. At the bottom are 'Back' and 'Continue' buttons.

In order for the DUO system to be able to push login authentication request to your phone, you need to provide your mobile telephone number.





This screenshot shows the same 'Enter your phone number' screen, but now the input field contains the number '6' followed by a masked area. A green checkmark is visible to the right of the input field. Below the input field, a message says 'You entered 06 [masked] 5. Is this the correct number?' with a checked checkbox. The 'Back' and 'Continue' buttons are still at the bottom.

After providing the information you can continue the setup process.




The screenshot shows the 'What type of phone' screen. It has the same LION logo and links on the left. The main area asks 'What type of phone is +31 6 [masked]?' and provides three radio button options: 'iPhone', 'Android' (which is selected), and 'Windows Phone'. 'Back' and 'Continue' buttons are at the bottom.




What is this? 
Need help?


Install Duo Mobile for Android




1. Launch the Google Play Store app and search for "Duo Mobile".
2. Tap "Install" to install the app.

Back I have Duo Mobile installed



What is this? 
Need help?


Activate Duo Mobile for Android




1. Open Duo Mobile.
2. Tap the "+" button.
3. Scan this barcode.


[Email me an activation link instead.](#)

Back Continue




What is this? 
Need help?

My Settings & Devices

 **Android +31 6** ... JUST ADDED Device Options

+ Add another device

Default Device: **Android +31 6**

When I log in: Ask me to choose an authentication method 

Saved Continue to Login



Inbox

Filter


Duo Security

Duo Security Enrollment

This is an automated email from Duo Security. Your org...

7/5/2021

Duo Security Enrollment

Duo Security <no-reply@duosecurity.com>

Mon 7/5, 10:06 PM


W10test

Reply

Action Items

This is an automated email from Duo Security.


Your organization invites you to set up a user account for Duo. You will find instructions from your Duo administrator below. If you have questions, please reach out to your organization's IT or help desk team.

Leiden Institute of Physics

From:
<https://helpdesk.physics.leidenuniv.nl/wiki/> - **Computer Documentation Wiki**

Permanent link:
<https://helpdesk.physics.leidenuniv.nl/wiki/doku.php?id=lion:2fa:enroll&rev=1631562550>

Last update: **2021/09/13 19:49**



<https://helpdesk.physics.leidenuniv.nl/wiki/>

Printed on 2025/09/19 10:41