

STRW/LION Remote Desktop Services

To make working from home or from a Flexdesk as easy as possible we have build a Remote Desktop Facility that provides you with a full graphical desktop, which is running inside the University Campus, available from you private device such as a personal desktop or laptop. Many of you have already been using your institute Windows desktop as a graphical desktop server, but this requires you to leave that system power on during your absence. In fact for those that do not have an institute desktop (flexdesk users) there was only limited access to the Texel server possible.


With the implementation of a Remote Desktop Service (RDS), you have access to a farm of servers providing you the same experience as your institute desktop as graphical sever. In fact accessing the RDS farm is even much simpler and the way to access it does not depend on your location, on or off premises.

Below we describe in some detail how to access the RDS farm from the three major operating systems.


For all systems, you need to download a .rdp file from the RDS server. To do this go to its WEB interface at <https://rds.physics.leidenuniv.nl> and login with your PHYSICS or STERREWACHT domain credentials.

The screenshot shows the login interface for STRW/LION Remote Desktop Services. At the top, there are logos for Sterrewacht Leiden and LION (Leiden Institute of Physics), followed by the title "STRW/LION Remote Desktop Services" and the subtitle "RemoteApp and Desktop Connection". A "Help" link is in the top right. The main form contains a "Domain/user name:" field with the text "STERREWACHT\ydeul" and a "Password:" field with masked characters. Below the password field is a "Sign in" button. A "Security" section contains a red warning message: "Warning: By logging in to this web page, you confirm that this computer complies with your organization's security policy." At the bottom, a note states: "To protect against unauthorized access, your RD Web Access session will automatically time out after a period of inactivity. If your session ends, refresh your browser and sign in again."

Now confirm your 2FA:



Leiden Institute of Physics


[What is this?](#) 

[Need help?](#)

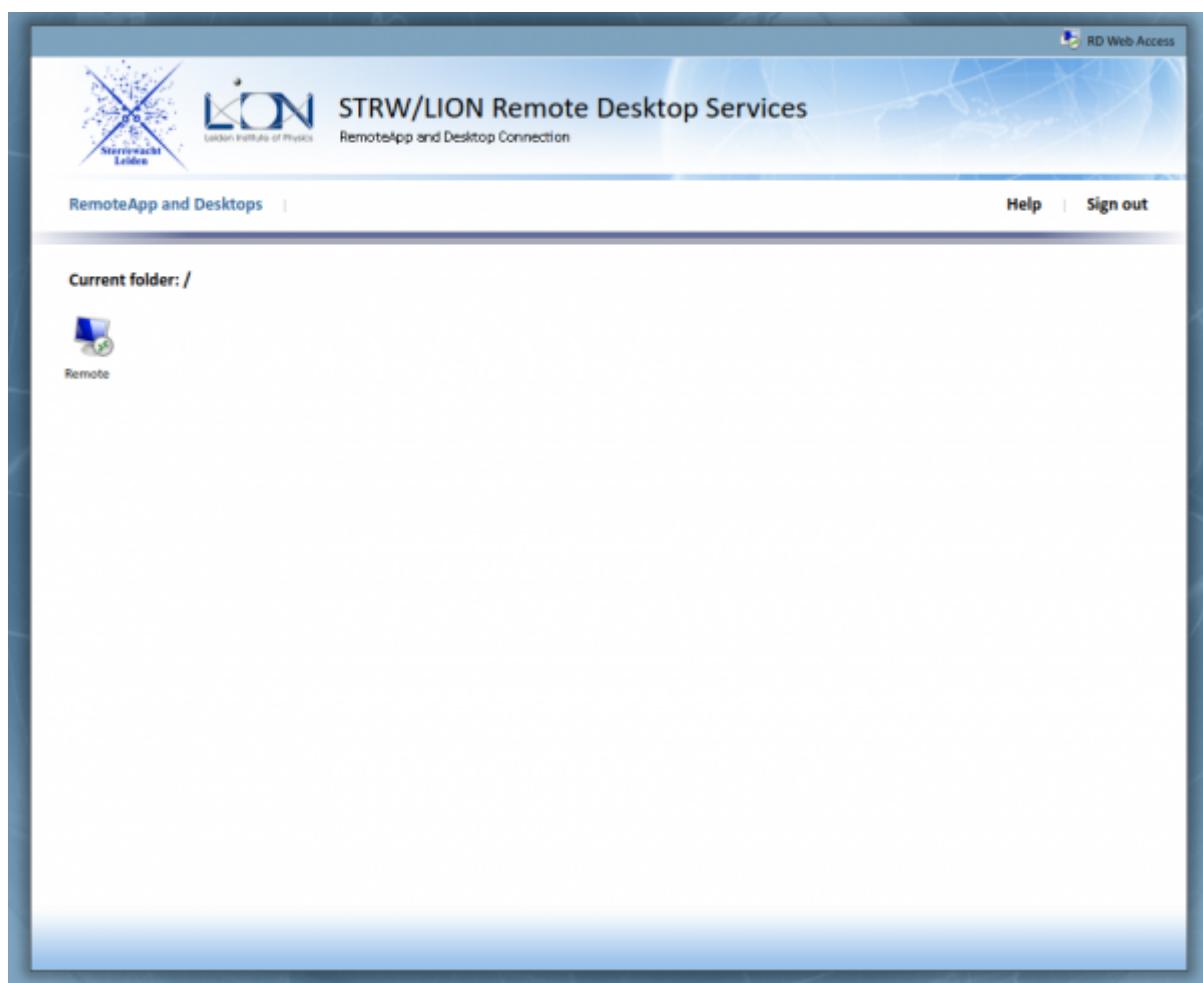
Secured by Duo

Device:

Choose an authentication method

Enter a passcode from Duo Mobile. 

After you have logged in you see a page with a remote computer icon. Click on the icon and a file will be downloaded. The file has a funny name, but has the extension `.rdp`



The next steps are OS dependent.

From Windows

- [windows](#)

From MacOS

From Linux

- [linux](#)

From:

<https://helpdesk.physics.leidenuniv.nl/wiki/> - **Computer Documentation Wiki**

Permanent link:

<https://helpdesk.physics.leidenuniv.nl/wiki/doku.php?id=manuals:rds&rev=1667328931>

Last update: **2022/11/01 18:55**

